



## STEP ONE (1)

**MAKE SURE THAT YOU HAVE REMOVED THE FOAM BLOCK FROM THE MOTOR**



**(WITH FOAM BLOCK STILL IN MOTOR)**



**(WITHOUT THE FOAM BLOCK STILL IN MOTOR)**

## STEP TWO (2)

**REMOVE THE UV BULB'S WIRING HARNESS OUT FROM UNDER MOTOR**




**THE WIRING HARNESS HAS FOUR WIRES, TWO  
BLUE AND TWO RED**


**STEP THREE (3)**

**TAKE THE UV BULB/BRACKET AND REMOVE THE FOAM SLEEVE**





**(WITH THE FOAM SLEEVE STILL ON THE BULB)**




**(WITH FOAM SLEEVE OFF THE BULB)**

**STEP FOUR (4)**

**REMOVE THE WINGNUTS FROM THE BRACKET OF THE UV BULB**



**(WITH THE WINGNUTS STILL ATTACHED)**




**(WITHOUT THE WINGNUTS ATTACHED)**

**STEP FIVE (5)**


**PUT THE UV BULB'S BRACKETS IN PLACE**





**THERE ARE TWO (2) HOLES IN THE BASE OF THE UNIT  
(AS SHOWN IN THE PICTURE).**

**THIS IS WHERE THE TWO BOLTS ON THE UV BULB/  
BRACKET ARE GOING TO GO.**



**THE UV BULB/BRACKET SHOULD BE POINTING AWAY FROM YOU AS YOU ARE PUTTING IT IN.**

### **STEP SIX (6)**

**FASTEN THE UV BULB TO THE UNIT**





**TAKE THE UNIT AND TIP IT TO THE LEFT SO THAT YOU CAN FIND WHERE THE TWO (2) BOLTS ARE STICKING OUT.**

**THEN, YOU WILL TIGHTEN THE TWO (2) WINGNUTS ONTO THE BOLTS.**


### **STEP SEVEN (7)**

**CONNECT THE POWER SUPPLY TO THE UV BULB**





**TAKE THE WIRING HARNESS AND PLUG IT INTO THE END OF THE UV BULB.**



**YOU NEED TO MAKE SURE THE "WINGS" ON THE HARNESS ARE GOING UP AND DOWN**

### **STEP EIGHT (8)**

#### **ALUMINUM TAPE ATTACHMENT**





**FINALLY, PEEL THE WAX PAPER OFF OF THE TWO (2) PIECES OF TAPE, AND WRAP THEM ONTO THE "WINGS"**

**AFTER YOU HAVE DONE THIS YOU CAN GO AHEAD AND PLACE THE GRILLE AND PRE-FILTER BACK IN PLACE.**

**ALSO REMEMBER THAT THE UV BULB WILL NOT TURN ON IF THE PRE-FILTER IS NOT IN PLACE**

**THANK YOU FOR DOING YOUR BUSINESS WITH E.L. FOUST,  
AND HAVE A NICE DAY!!!**

**IF YOU HAVE ANY QUESTIONS OR COMMENTS YOU CAN E-MAIL  
JSMARZ@FOUSTCO.COM  
OR CALL 1-800-353-6878**